

QUALI-HIGH-FLOW-HE1000

HIGH-FLOW High Efficiency HE1000 pleated cartridge




QUALI FILTRES
SIEBEC Group



55% Recycled polypropylene

Food-grade polypropylene

Polyester



Filter media material and porosity engraved on flange.

Product made from recycled materials



This product is part of our eco-friendly program (SIEBEC CSR), reflecting our commitment to environmental sustainability.

Incorporating PIR recycled plastic, it helps reduce our carbon footprint by nearly 100 tons per year while supporting a circular economy approach.

Made in France and designed with locally recycled materials.

Features & Benefits

- Wide range of media and filter materials with porosities between 0.2µm and 100µm
- 100% welded and reinforced design
- High retention capacity thanks to its design (draining grids, multi-layers, etc.)
- Low pressure losses
- Contains no surfactants, binders, adhesives or silicone
- Filter media type and porosity engraved on flange for precise identification.

Standard dimensions

External diameter	152 mm
Internal diameter	72 mm
Lengths	20" - 40" - 60"

Terms of service

Maximum pressure loss	3 bar
Recommended replacement pressure differential	2 bar

Description

QUALI-HIGH-FLOW-HE1000 cartridges are pleated filter elements of the high flow type.

The large filtering surface combined with the high porosity media provide the QUALI-HIGH-FLOW-HE1000 cartridge with minimal pressure drops and excellent retention capacities.

QUALI-HIGH-FLOW-HE1000 cartridges are assembled by heat welding (without glue) in order to guarantee maximum chemical compatibility and to avoid the risks of contamination. Resistance to pressure and temperature is improved by the injection moulded outer cage. Unlike existing technologies, this design provides the cartridge with greater rigidity and avoids any deformation of the cartridge in the support basket. There is no difficulty in removing the cartridge once it is clogged.

The QUALI-HIGH-FLOW-HE1000 cartridge incorporates a mesh spacer upstream and downstream of the filter media to ensure the pleats are spaced apart. This design increases the life of the cartridge while maximising filtration flow.

Materials of construction

Code	Material	Max. operating temperature	Application
QTPR	Recycled polypropylene	70°C	Reducing carbon impact
QTP	Food-grade polypropylene	70°C	FDA food application
QTPE	Polyester	110°C	High temperature and solvent

Range of filter media available

Code	Material	Description
PP	Polypropylene (single-layer pleat pack)	Standard version with maximum filter surface - FDA-compliant food-grade
PPX	Polypropylene (multi-layer pleat pack)	Thicker configuration for longer service life - FDA-compliant food-grade
PE	Polyester	High temperature and solvent application
GF	Borosilicate micro-fiberglass with polyester support	Enhanced efficiency and retention capacity on colloidal particles - Industrial application
GFF	Borosilicate micro-fiberglass with polypropylene support	Enhanced efficiency and retention capacity on colloidal particles - FDA-compliant food-grade
GFF+	Nanoalumina fibers and micro-fiberglass with polyester support	Increased filtration efficiency with nanoalumina - Food FDA. Compatible with a pH between 5 and 9

Consult us for chemical compatibility

QUALI-HIGH-FLOW-HE1000

HIGH-FLOW High Efficiency HE1000 pleated cartridge



ORDER REFERENCE

Example :



A / Materials of construction

Code	Description
QTPR	Recycled polypropylene
QTP	Food-grade polypropylene
QTPE	Polyester

E / Seal materials

Code	Description
N	NBR
E	EPDM FDA
F	FPM

B / Filter media

Code	Description
PP	Polypropylene (single-layer pleat pack)
PPX	Polypropylene (multi-layer pleat pack)
PE	Polyester
GF	Borosilicate micro-fiberglass with polyester support
GFF	Borosilicate micro-fiberglass with polypropylene support
GFF+	Nanoalumina fibers and micro-fiberglass with polyester support

C / Removal ratings

Code	Filtration efficiencies ¹		Materials					
	90%	99,9%	PP	PPX	PE	GF	GFF	GFF+
05	0,2 µm	0,5 µm	•	•				•
1	0,5 µm	1 µm	•	•		•	•	
3	1 µm	3 µm	•	•				
5	3 µm	5 µm	•	•	•			
10	5 µm	10 µm	•	•				
20	10 µm	20 µm	•		•			
35	20 µm	35 µm	•					
50	25 µm	50 µm	•		•			
90	50 µm	90 µm	•					

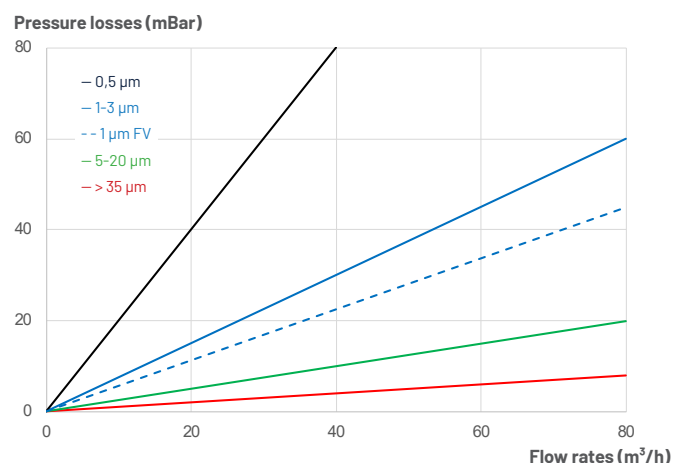
¹ Filtration efficiencies are determined in a single pass according to the modified NFX45-303 test protocol in the laboratory under high-flow operating conditions.

D / Lengths

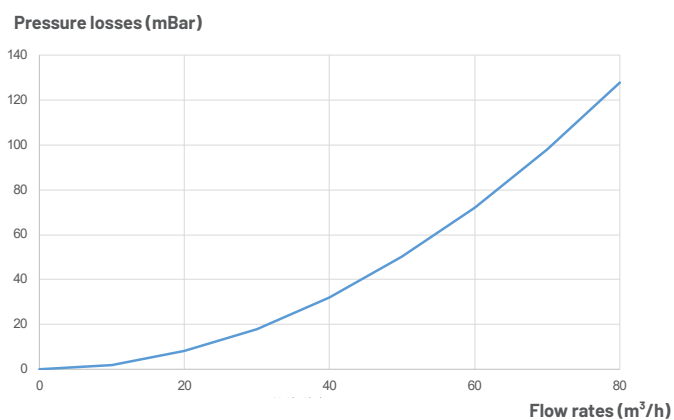
Code	Description
20	20" (527 mm)
40	40" (1033 mm)
60	60" (1538 mm)

Typical flow rates :

Pressure drops for filtration media only



Pressure losses for a 40" cartridge²



²Typical initial pressure drop ΔP per 40" element, water at 20°C, viscosity 1cP.