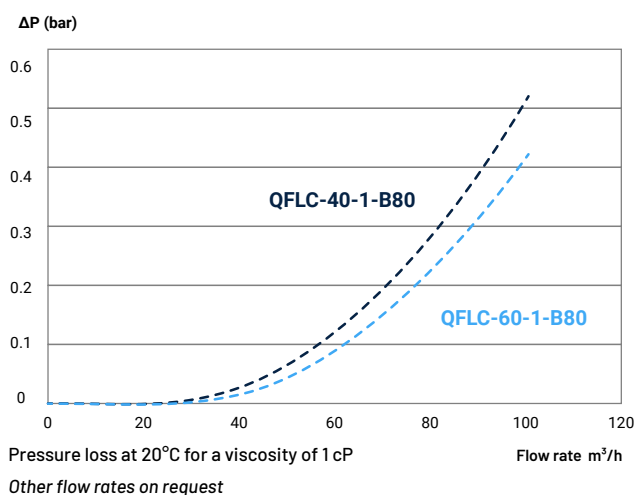


QUALI CONTOUR™ P Highflow cartridge filter housing



Typical flow rates : 1 cartridge filter



Service conditions

Monocartridge filter			
Conditions of use according to 2014/68/EU			
Fluid group	Condition	Temperature	Maximum operating pressure
Non-hazardous fluid	Liquid	75°C	10 bars

Multicartridge filter			
Conditions of use according to 2014/68/EU			
Fluid group	Condition	Temperature	Maximum operating pressure
Non-hazardous fluid	Liquid	75°C	7 bars

Description

QFLC models in the QUALI-FILTRES range are large single or multi-layer highflow filter housings for the industrial sector.

Its molded design incorporates a toggle bolt closure and PN16 flanged connections. The filter has two 1/4" BSP connections for valve and pressure gauge mounting and a 1" connection for drain valve mounting.

The filter housing accepts QUALI CONTOUR™ P Highflow 40" and 60" cartridges that reduce filtration and service costs.

The very large filter surface of QUALI CONTOUR™ P Highflow cartridges provides minimal pressure drop and excellent retention capabilities.

Characteristics & benefits

- Quick closure with eye-bolts for better pressure resistance.
- Available in 2 materials: stainless steel 304 or 316L
- Available in 2 heights: 40" and 60".
- QUALI CONTOUR™ P Highflow pleated filter cartridge has a very large filtering surface. See QUALI CONTOUR™ P data sheet
- Simplified maintenance thanks to the Highflow technology. Reduction of filtration and maintenance costs.
- Filtration rate up to 80 m³/h for the single-layer
- Filtration rate up to 1000 m³/h for multi-cartridges version
- Cover seal for the monocartridge version
 - EPDM : Ref : QFAP-BB-10-20-JT-EPDM
 - EPDM ACS : Ref : QFAP-BB-10-20-JT-EPDM-ACS
 - FPM : Ref : QFAP-BB-10-20-JT-FPM
 - NBR : Ref : QFAP-BB-10-20-JT-NBR
 - TEFLON : Ref : QFAP-BB-10-20-JT-TEFLON
- Options available upon request
 - 316L stainless steel pressure gauge, drain valve and vent valve (REF : SI25925)

ORDER REFERENCE

Example :



A / Cartridge size

Code	Size
40	40"
60	60"

D / Materials

Code	Material
304	304 stainless steel
316	316 stainless steel

B / Amount of cartridges

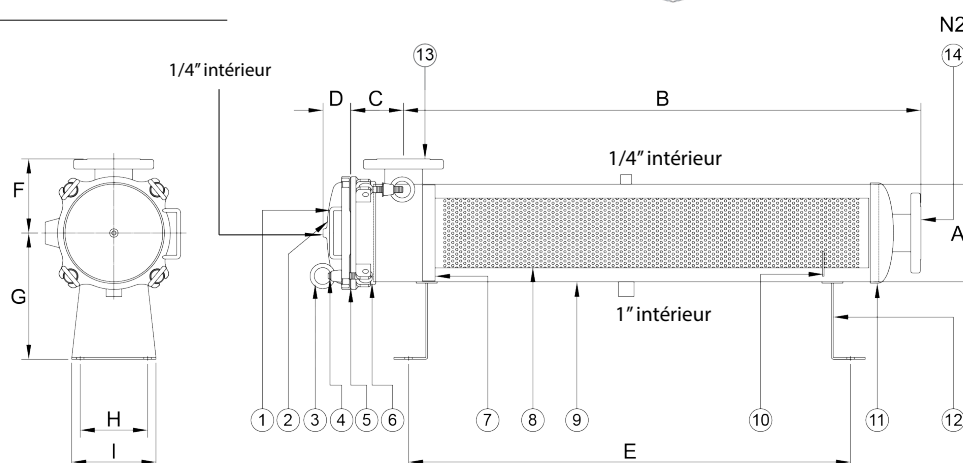
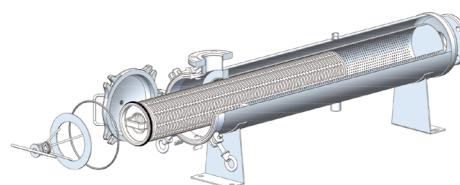
Code	Amount
1	1
3	3
4	4
x	on specifications

E / Seal

Code	Type
E	EPDM
EA	EPDM ACS
V	FPM
N	NBR
T	FPM TEFLON COATED

C / Inlet/Outlet

Code	Type
B80	DN80 Flange
B100	DN100 Flange
x	on specifications



DIMENSIONS (mm)

Model	Cartridge length	A	B	C	D	E	F	G	H	I	Flow rate	Weight
QFLC-40-1-B80	40"	Ø232	1230	125	65	1050	176	300	160	200	50 m³/h	50 kg
QFLC-60-1-B80	60"	Ø216	1740	125	65	1560	168	300	160	200	75 m³/h	50 kg